

**Australia Cup 4
Free Rifle 50 metres Prone Women**

1019 HOLCOMBE, Julie	98	96	100	99	98	96	587
1004 STYLES, Alice	98	97	97	96	98	99	585
1023 SMITH, Susannah	94	98	98	97	97	100	584
1006 SEDGMAN, Alethea	98	95	96	98	98	98	583
1025 VAN NUS, Robyn	98	95	96	97	96	97	579
1018 HOLCOMBE, Emma	95	92	98	92	94	94	565

**Australia Cup 4
Free Rifle 50 metres Prone Men**

1001 WRIGHT, David	98	99	100	99	100	96							592
		<i>10.1</i>	<i>10.4</i>	<i>10.3</i>	<i>10.5</i>	<i>10.2</i>	<i>10.3</i>	<i>10.0</i>	<i>8.9</i>	<i>10.2</i>	<i>10.2</i>	<i>101.1</i>	693.1
1010 HOWELL, Robert	99	99	98	97	98	99							590
		<i>10.7</i>	<i>10.1</i>	<i>9.4</i>	<i>10.1</i>	<i>10.4</i>	<i>10.2</i>	<i>10.0</i>	<i>9.8</i>	<i>10.6</i>	<i>10.2</i>	<i>101.5</i>	691.5
1002 SAMPSON, Dane	98	99	98	99	99	96							589
		<i>10.1</i>	<i>10.8</i>	<i>9.8</i>	<i>10.8</i>	<i>9.5</i>	<i>10.5</i>	<i>10.2</i>	<i>10.0</i>	<i>10.4</i>	<i>10.0</i>	<i>61.5</i>	650.5
1000 KEOGH, Glen	96	98	99	98	99	100							590
		<i>10.6</i>	<i>9.5</i>	<i>9.5</i>	<i>9.5</i>	<i>10.5</i>	<i>9.8</i>	<i>10.3</i>	<i>10.1</i>	<i>10.5</i>	<i>10.2</i>	<i>59.4</i>	649.4
1026 GODWARD, William	98	99	99	98	98	98							590
		<i>10.4</i>	<i>10.2</i>	<i>8.9</i>	<i>10.3</i>	<i>10.1</i>	<i>10.5</i>	<i>9.9</i>	<i>9.9</i>	<i>10.0</i>	<i>10.2</i>	<i>60.4</i>	650.4
1021 VERSACE, Thomas	99	99	99	97	98	96							588
		<i>10.1</i>	<i>10.5</i>	<i>9.8</i>	<i>9.8</i>	<i>10.3</i>	<i>9.8</i>	<i>10.3</i>	<i>10.3</i>	<i>10.7</i>	<i>10.2</i>	<i>60.3</i>	648.3
1012 MAINE, Ron	98	97	98	100	97	99							589
		<i>10.2</i>	<i>9.2</i>	<i>10.5</i>	<i>10.5</i>	<i>9.6</i>	<i>10.2</i>	<i>10.6</i>	<i>10.6</i>	<i>9.7</i>	<i>9.6</i>	<i>60.2</i>	649.2
1027 BURGE, Ben	97	99	99	99	94	97							585
		<i>10.5</i>	<i>10.7</i>	<i>10.4</i>	<i>9.8</i>	<i>10.6</i>	<i>10.0</i>	<i>10.8</i>	<i>10.7</i>	<i>10.7</i>	<i>10.1</i>	<i>62.0</i>	647.0
1003 GULIVAN, Chris	99	99	93	93	96	98							578
1028 TURNER, Glen	97	99	96	96	95	94							577
1011 DUNN, Stewart	93	96	98	95	97	97							576
1009 MALES , Peter	93	97	99	93	96	96							574
1022 WILLIAMS, Roderick	92	98	98	92	98	94							572
1014 MAYO, Wayne	97	96	90	95	95	96							569
1013 HOUSTON, Sam	95	93	95	93	96	95							567
1005 SEDGMAN, Iain	93	95	94	94	90	95							561
1024 COMBEN, David	93	87	91	95	91	92							549

Australia Cup
INTERMEDIATE FINAL RESULTS
50m RIFLE 3 POSITIONS

MISC
 FRI 17 SEP 2010

Rank	BibNo	Name	Nat	Position	Series		Sub Total	Total	Remarks
					1	2			
1	1025	VAN NUS Robyn	NSW	Prone	98	96	194		
				Standing	94	93	187		
				Kneeling	98	93	191	572-21x	
2	1006	SEDGMAN Alethea	VIC	Prone	96	98	194		
				Standing	94	92	186		
				Kneeling	93	91	184	564-15x	
3	1004	STYLES Alice	ACT	Prone	95	94	189		
				Standing	93	86	179		
				Kneeling	92	89	181	549- 8x	

Homologation:

Protest Date / Time:


Summary

Number of shooters on this list: 3; Total number of shooters: 3

Legend

25CE61AE

BibNo Start Number Nat Nationality




Australia Cup

FINAL RESULTS

50m RIFLE 3 POSITIONS

MISC
FRI 17 SEP 2010, START TIME 09:00

Rank	BibNo	Name	Nat	Position	Series				Sub Total	Total	Remarks
					1	2	3	4			
1	1003	GULIVAN Chris	WA	Prone	96	97	95	98	386	1142-38x	
				Standing	95	95	91	97	378		
				Kneeling	90	93	97	98	378		
				Final:	9.4	10.2	9.2	9.2	10.1		
										1240.0	
2	1027	BURGE Ben	VIC	Prone	98	99	99	98	394	1139-46x	
				Standing	95	92	88	90	365		
				Kneeling	92	94	99	95	380		
				Final:	10.9	10.1	10.1	9.9	8.6		
										1237.2	
3	1002	SAMPSON Dane	QLD	Prone	99	96	96	96	387	1115-37x	
				Standing	84	98	89	84	355		
				Kneeling	91	92	93	97	373		
				Final:	9.1	10.2	9.4	9.9	8.5		
										1209.9	
4	1026	GODWARD William	SA	Prone	98	97	98	97	390	1120-44x	
				Standing	85	92	92	89	358		
				Kneeling	94	92	92	94	372		
				Final:	10.1	6.8	10.9	7.4	10.2		
										1209.8	
5	1012	MAINE Ron	SA	Prone	96	100	95	96	387	1093-31x	
				Standing	85	80	90	86	341		
				Kneeling	94	92	90	89	365		
				Final:	8.7	8.0	9.9	7.3	9.4		
										1173.8	
6	1014	MAYO Wayne	NSW	Prone	95	94	93	90	372	1040-12x	
				Standing	77	85	84	82	328		
				Kneeling	82	89	88	81	340		
				Final:	6.1	5.9	6.2	9.2	9.0		
										1115.0	
7	1013	HOUSTON Sam	NSW	Prone	96	93	96	93	378	1024-21x	
				Standing	72	76	75	73	296		
				Kneeling	85	86	90	89	350		
				Final:	9.7	3.5	6.9	6.0	9.6		
										1097.6	



Rank	BibNo	Name	Nat	Position	Series				Sub Total	Total	Remarks			
					1	2	3	4						
8	1016	KINGSTON Trevor	NSW	Prone	95	88	92	92	367					
				Standing	64	58	62	47	231					
				Kneeling	74	78	79	69	300	898-11x				
		Final:	9.1	8.3	8.4	6.8	6.2	4.1	10.6	9.1	1.9	6.6	71.1	
													969.1	

Homologation:

Protest Date / Time:


Summary

Number of shooters on this list: 8; Total number of shooters: 8

Legend

1BB931C4

BibNo Start Number Nat Nationality



Australia Cup FINAL RESULTS 10m AIR RIFLE

MISC
FRI 17 SEP 2010

Rank	BibNo	Name	Nat	Series						Total	Remarks
				1	2	3	4	5	6		
1	1015	VITLER Tyren	WA	99	100	97	97	98	99	590-0x	
		Final: 10.7 10.6 10.3 10.4 10.3 10.4 10.3 9.7 10.4 10.8								103.9	
										693.9	
2	1026	GODWARD William	SA	98	99	98	96	100	97	588-0x	
		Final: 10.3 9.6 10.5 10.4 10.5 10.1 10.4 10.4 10.7 10.3								103.2	
										691.2	
3	1020	BRAYBON Tim	VIC	99	100	97	98	95	97	586-0x	
		Final: 8.7 9.5 9.8 9.8 10.1 10.7 9.6 10.7 9.7 9.8								98.4	
										684.4	
4	1003	GULIVAN Chris	WA	95	95	98	94	97	98	577-0x	
		Final: 10.0 9.7 10.1 10.0 10.5 10.4 10.5 10.5 10.4 9.4								101.5	
										678.5	
5	1002	SAMPSON Dane	QLD	90	94	98	96	97	95	570-0x	
		Final: 9.8 10.7 9.7 10.4 10.6 10.0 9.6 9.0 10.4 10.4								100.6	
										670.6	
6	1012	MAINE Ron	SA	92	92	95	93	92	90	554-0x	
		Final: 8.0 9.5 9.5 9.0 10.5 9.9 9.8 10.9 9.7 10.8								97.6	
										651.6	
7	1007	KELLY Billy	ACT	85	85	92	85	84	83	514-0x	
		Final: 9.2 10.3 10.3 9.6 10.4 9.2 7.3 9.6 9.7 8.7								94.3	
										608.3	

Homologation:

Protest Date / Time:


Summary

Number of shooters on this list: 7; Total number of shooters: 12

Legend

6242CC8C

BibNo **Start Number** **Nat** **Nationality**



Australia Cup FINAL RESULTS 10m AIR RIFLE

MISC
FRI 17 SEP 2010

Rank	BibNo	Name	Nat	Series				Total	Remarks
				1	2	3	4		
1	1025	VAN NUS Robyn	NSW	99	99	98	100	396-0x	
		Final: 10.2 10.2 10.4 9.5 10.6 10.8 10.4 10.3 9.9 10.5						102.8	
								498.8	
2	1006	SEDGMAN Alethea	VIC	99	96	99	98	392-0x	
		Final: 9.4 10.0 9.6 9.3 10.5 10.3 10.3 10.4 9.8 10.8						100.4	
								492.4	
3	1004	STYLES Alice	ACT	96	94	96	99	385-0x	
		Final: 9.5 10.1 8.4 9.9 10.8 10.0 9.4 10.3 10.2 10.1						98.7	
								483.7	
4	1017	KINGSTON Lani	NSW	91	88	90	92	361-0x	
		Final: 8.9 10.7 9.6 9.8 10.0 10.1 9.7 9.3 9.0 9.3						96.4	
								457.4	

Homologation:

Protest Date / Time:

Summary

Number of shooters on this list: 4; Total number of shooters: 5

Legend

C5D1EAAC

BibNo **Start Number** **Nat** **Nationality**

